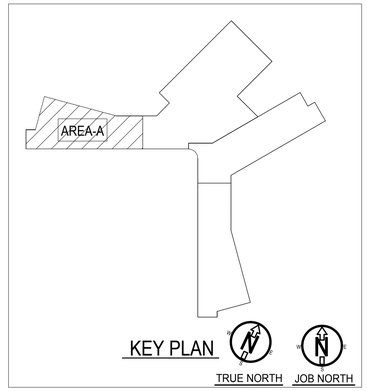

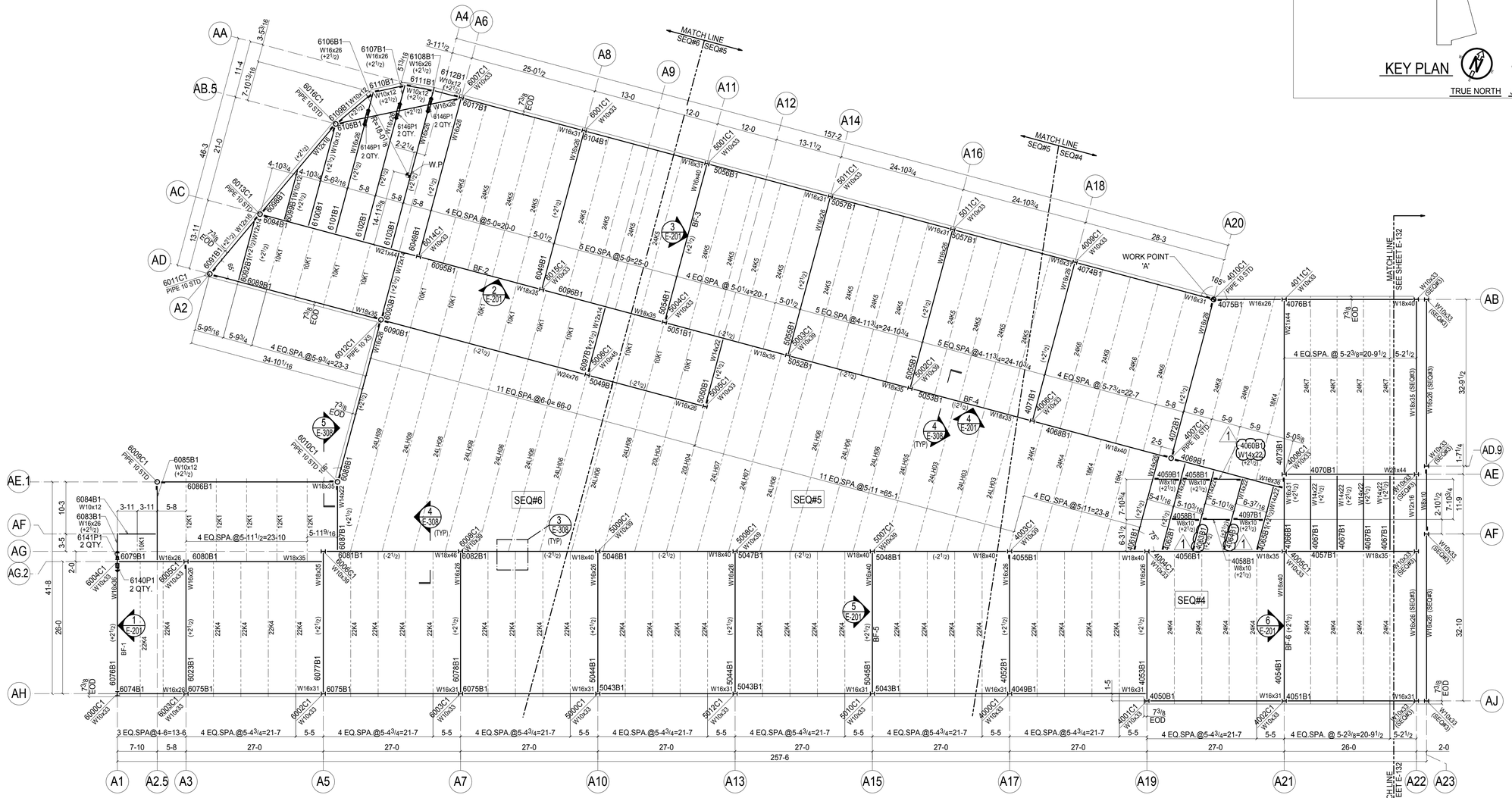

LEVEL 03 ROOF FRAMING PLAN-AREA A

NOTE:

SCALE: 3/32=1-0

1) LEVEL 03 LEVEL ELEVATION=1233-2
2) TOP OF STEEL ELEVATION: 1232-11 1/2 (U.N.O.)
3) ± INDICATES RELATIVE ELEVATION FROM TOP OF STEEL ELEVATION
4) ▶ INDICATES BEAM END WITH MOMENT CONNECTION
   ALL MOMENT CONNECTION FIELD BOLTS ARE 3/4 DIA A325SC
5) ═ INDICATES BEAM WITH SHEAR TAB CONNECTION
6) PROJECT ELEVATION 100-0 = NAVD88 DATUM 1233-2
7) STRUCTURAL DRAWING REFERENCE NO:S0103A
8) LEVEL 03 ROOF MISCELLANEOUS PLAN-AREA A SEE SHEET E-133a
9) FOR TYPICAL DETAIL SEE SHEET E-400
10) ALL CONNECTION FIELD BOLTS ARE A325N-TC (U.N.O.)
11) BF=XX INDICATES BRACE FRAME.



020-01522-00_Seneca Valley Elementary School_J_BUP_3421
DATE: Mar 04 2026 6:31:18 PM USER: pro-user-1